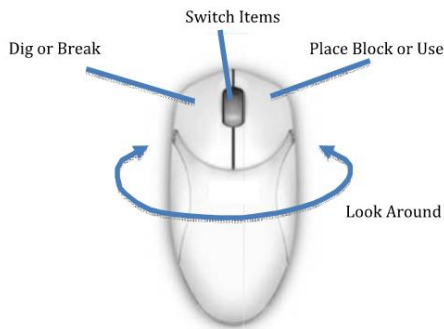


Mouse Controls

Refer to the image for moving around your world.

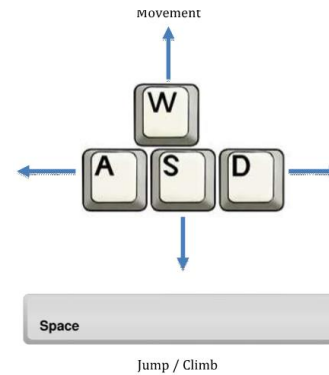


Other Mouse Controls:

- **Scroll wheel:** switch tools/items in hand
- **Left Click:** Dig or break
- **Right Click:**
 - Place blocks
 - Operate buttons or levers
 - Open doors
 - Eating and drinking
 - Accessing containers
 - Using certain tools (as needed)

Keyboard Controls

You can use the keyboard to move around your world as well. Right and left click still function the same.



Other Keyboard Options:

- Double-tap **“W”** to run
- Double-tap **Spacebar** to fly (if active)
- Press **Shift** to crouch or sneak
- Press **“Q”** to drop the item in your hand
- Use numbers **1-9** to switch tools/items
- Press **“E”** to open your backpack (inventory)
- Press **“M”** to access the menu
- Press **“Esc”** to exit the game

Backpack (Inventory)

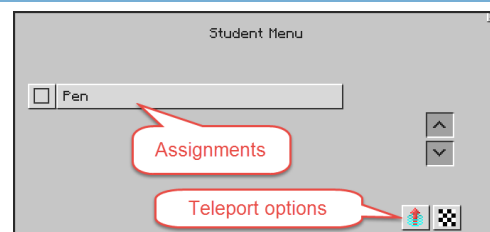


Your **backpack** is where you access all of your tools/items. Open your backpack by pressing **“E”**. Press **“E”** again to return to the game.

While in the backpack:

- The **bottom row** shows the tools you can currently access while in the game. They fill slots 1-9 from left to right.
- Drag and drop tools/items to change what you need access to while in the game.

Student Menu



The **Student Menu** is where you will find other important options and information. Access the Menu by pressing **“M”**. Press **“M”** again to return to the game.

Within the menu you can find:

- Assignments if any have been added to the game itself.
- Teleport Home
- Teleport to Spawn (if active)

