

Why Use Open eBooks?



Open eBooks is an app containing thousands of popular and award-winning titles that are free for children from low-income households. The goal of Open eBooks is to encourage a love of reading and serve as a gateway to children reading even more often, whether in school, at libraries, or through other eBook reading apps. In a nutshell, qualifying students can log into the Open eBooks app using their unique Access/PIN code obtained from a teacher or librarian. Once students are logged in, they can download popular, high-interest books onto their mobile device & enjoy reading!

Before You Begin

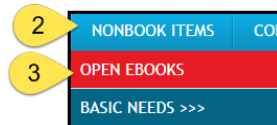
- Visit your **School Report Card**: <https://goo.gl/Xc8k7C> to find out the approximate percentage of Title 1 students that you serve.
- Know the approximate number of students that you serve in each grade level.
- **All students who attend a Title 1 Campus are eligible to access Open eBooks**

Register for an Account

Visit: <http://register.firstbook.org> & create a free First Books account.

Create Access & PIN Codes

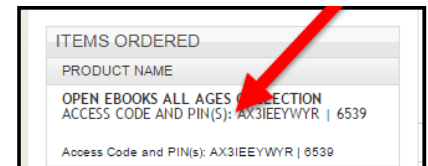
1. Log in to First Books Marketplace:
<https://fbmarketplace.org/>
2. Select **Nonbook Items** from the menu at the top.
3. Select **Open eBooks**
4. At the bottom of the page, add one or more of the 4 collections to your shopping cart.
 - All Ages Collection
 - Elementary Collection
 - Middle School Collection
 - High School Collection



7. Checkout/Place Order (Cost = \$0.00)
8. Click on **My Dashboard** – in the top, right hand corner of the screen
9. Once your order says "Completed" instead of "Processing," click the **View Order** link.
10. Access Code & Pin Codes are listed beneath the "Items Ordered." Both Codes are needed to log into the Open eBooks App.



ORDER #	DATE	SHIP TO	STATUS	
100074540	2/25/16	Holly Dornak	Sent to Warehouse	View Order Reorder
100074504	2/25/16		Complete	View Order Reorder



Note: If you are not logged in, you will not see the "Add to Cart" button beneath each collection.

5. Navigate to your Shopping Cart (top right corner of the page)
6. **Change the quantity** next to each collection to reflect the number of unique student Access & PIN codes that you need. **You may have as many Access & PIN Codes as you need – ALL students who attend a Title 1 Campus are eligible to access Open eBooks!**



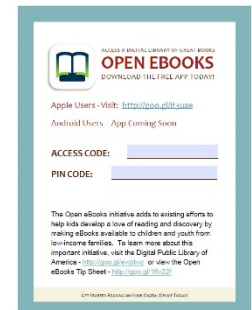
Student Handout

Once you have Access/PIN Codes for each student, you are ready to share them with students.

Download the Student Handout

- Word Doc – <http://goo.gl/cDwAiK>
- PDF - <http://goo.gl/ytGXYf>

Important: Don't forget to copy/paste unique codes onto each handout before you print them!



Download Books Using the Open eBook App

Install the Open eBook App onto your Apple device - <https://goo.gl/cdGg9R> (Android App - coming soon)

- **Accept** the license agreement
- Tap **Use Existing Code** and input your *Case Sensitive Access & PIN Codes*
- Tap **Log In**
- Browse the library to find a book that is **Available to Borrow** and tap **Get** to download and checkout the book.
- **Return** the book when you are finished reading.

