

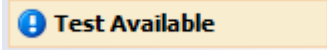

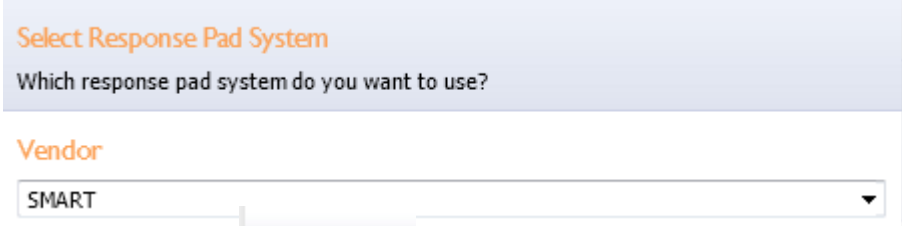
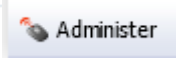


Download & Install SMART Response Connector	Creating the Assessment (SOS) File for Connector
<ol style="list-style-type: none"> Go to: http://goo.gl/dZ4IM Click Download  Fill in required information Click "Start Download"  Save the file to an easy to find location Double-click to the downloaded file Follow onscreen prompts to complete installation 	<ol style="list-style-type: none"> Create your assessment within Eduphoria Aware On the "My Analysis" tab, click on "Test Available"  From the list, click on the Assessment Select the class(es) that will be taking the assessment Click on "Use Response Pads" at the bottom of the screen  Select "SMART" on the Vendor drop-down list  Which response pad system do you want to use? Vendor SMART Click "Administer"  When prompted, save the file to an easy to find location
Starting the Assessment	After Assessment Completion
<ol style="list-style-type: none"> Be sure the SMART Response Receiver is plugged into the computer Locate and double-click the SOS file downloaded from Eduphoria When SMART Response Connector opens, click "Start Test" Have the students turn on the Response clickers Have the students "Find a class" Join the class (class name will be the name of the Test Title) Students will sign in with their ID number The students will progress through the assessment Students need to press Enter at the Finish prompt to submit the test 	<ol style="list-style-type: none"> When the students have finished, click Stop Test (this will turn off the student remotes) Click OK on warning message Click Next when test has stopped Enter your Eduphoria credentials <ol style="list-style-type: none"> Username is your full e-mail address (jdoe@lcisd.org) Server URL: https://lamar.schoolobjects.com (for LCISD employees only) Click Upload Now (might take a minute) Click Close to exit SMART Response Connector Log into Eduphoria to view the results of the assessment
Note: Assessments Question Limits	
<p>Senteo/PE – All students must finish first 40 questions before starting next set of 40 XE – All students must finish first 100 questions before starting next set of 100 VE – Limited to 120 questions</p>	

