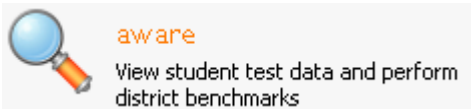


Eduphoria! Aware Student Screen Basics for Teachers, Counselors and Administrators

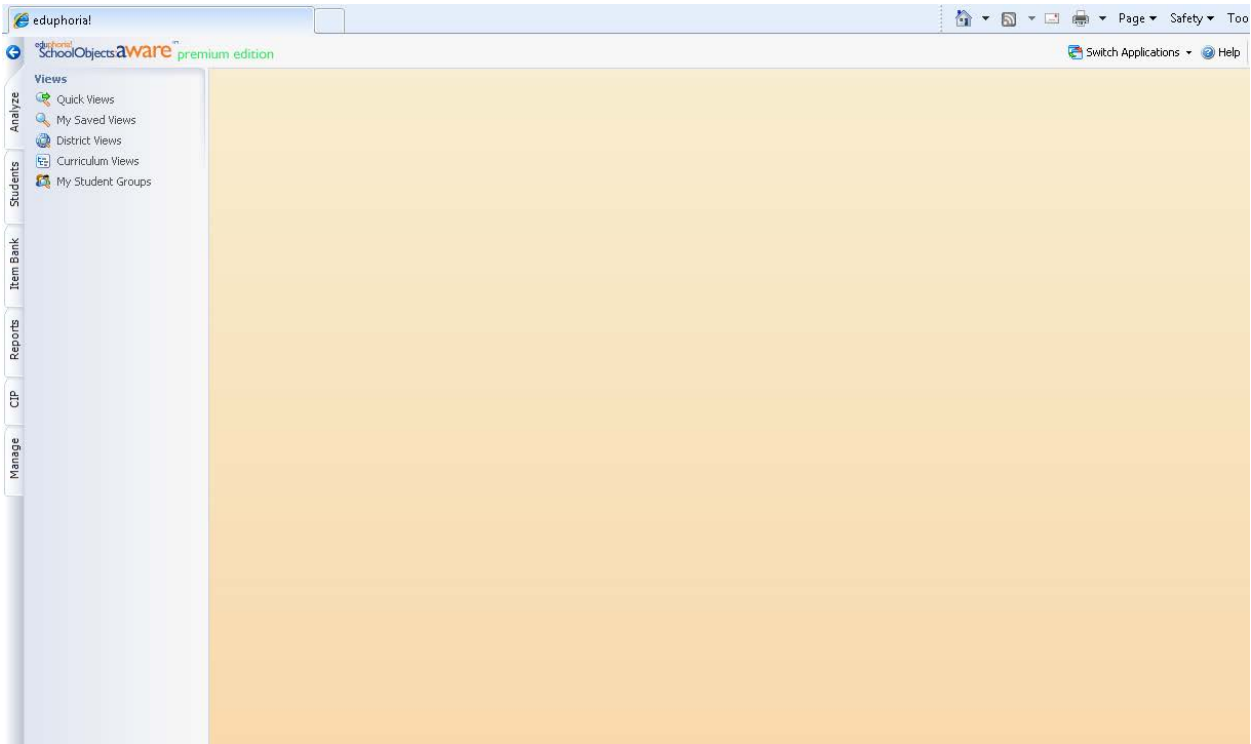
Welcome to the world of Eduphoria! Aware assessment and reporting. This is an initial guide designed to help you navigate the basic structure of the 'Aware' environment. Further follow-up trainings will occur throughout the 2012-2013 school year.

Finding Student Information

Log into Eduphoria! as you would for PDAS. When you log in, you should notice a new icon called 'Aware' (See Below). If you do not see this icon or need account support, call Karen Walleck in the R&A Department at Extension 0137 or e-mail Karen Walleck or Brian Moore.



Once you click on the 'Aware' icon, a new screen will appear that will look similar to this:



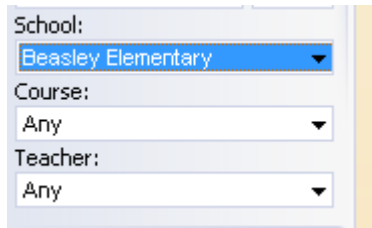
From the menu located on the left side of the webpage, you should click on the 'Students' tab, as shown below:

The screenshot shows the 'SchoolObjectsaware premium edition' interface. On the left sidebar, the 'Students' tab is selected. The main content area is divided into two sections: 'General' and 'Advanced'. The 'General' section includes a text input for 'Name or ID', a dropdown for 'Grade' (set to 'Any'), and a dropdown for 'School' (set to 'Any'). The 'Advanced' section includes dropdowns for 'Gender' (set to 'Any') and 'Ethnicity' (set to 'Any'), a dropdown for 'Student Program' (set to 'Any'), a checkbox for 'Include Un-enrolled Students' (unchecked), and a dropdown for 'Forms' (set to 'Any'). At the bottom of the search filters, there is a 'Search' button with a magnifying glass icon.

From this tab, you can view test or documentation information searching by Name, Local ID, Grade, Campus, Student Program or Form.

Please Note: Unless granted additional user rights through their principal, Teachers can only search by Name, ID, and Grade. Only those fields will appear.

If a Campus is selected, advanced search features include Course and Teacher as shown below:




School:
Beasley Elementary

Course:
Any

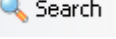
Teacher:
Any

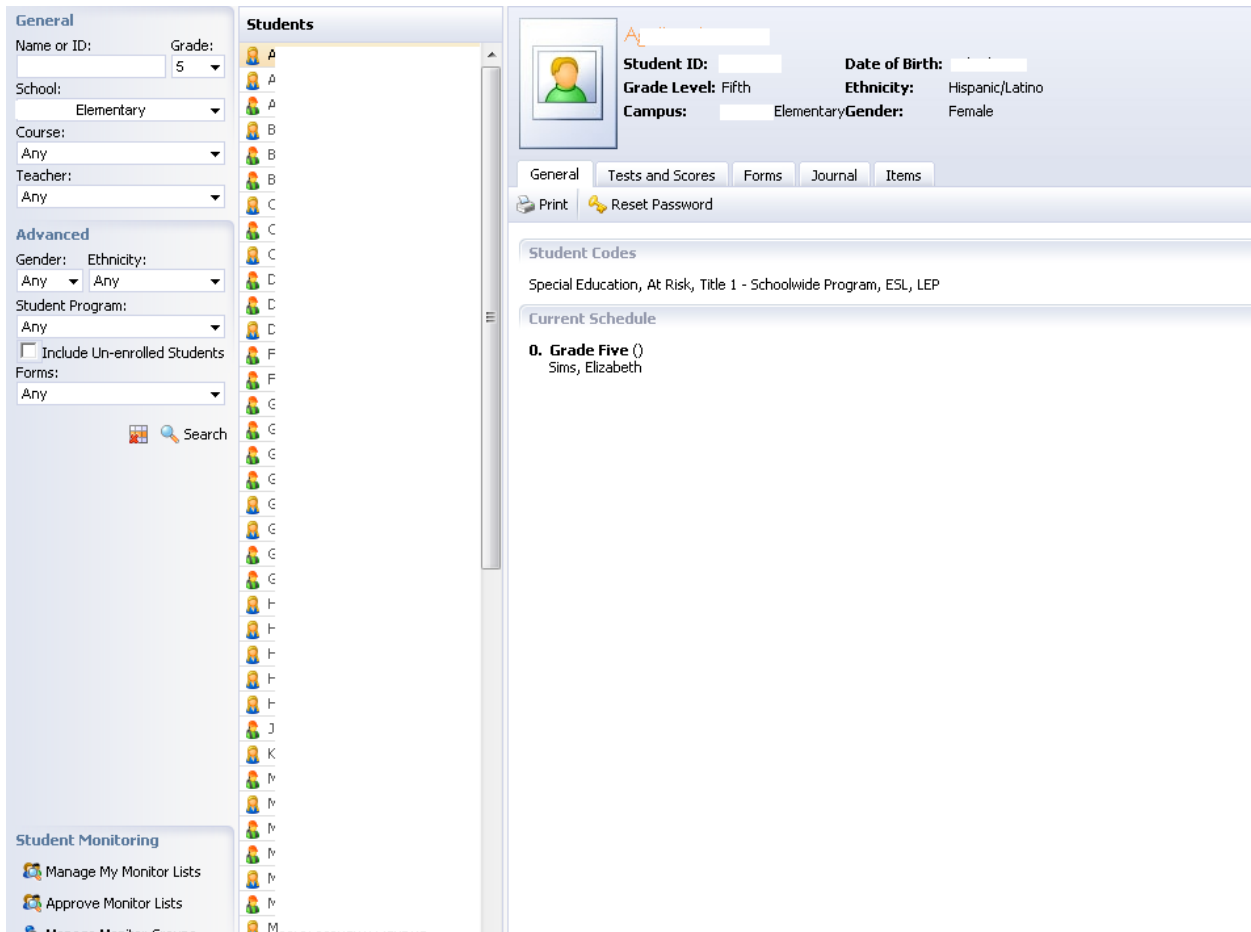
Once selections are made, click on the Search button (shown below) to find the student:



Or, click the clear button  to clear selections and start over.

The Student Information Screen

Once the  button has been used, a roster of students matching the search will appear. From this list, select the student you want and click on their name as shown below and their data screen will appear:



The screenshot displays the Student Information Screen with the following components:

- Search Filters:** General (Name or ID, Grade: 5, School: Elementary, Course: Any, Teacher: Any) and Advanced (Gender: Any, Ethnicity: Any, Student Program: Any, Include Un-enrolled Students: unchecked, Forms: Any).
- Students Roster:** A vertical list of student icons labeled with letters A through M.
- Student Profile:** A detailed view for a selected student, including:
 - Student ID: [redacted]
 - Date of Birth: [redacted]
 - Grade Level: Fifth
 - Ethnicity: Hispanic/Latino
 - Campus: Elementary
 - Gender: Female
- Student Codes:** Special Education, At Risk, Title 1 - Schoolwide Program, ESL, LEP
- Current Schedule:** 0. Grade Five ()
Sims, Elizabeth

Notice most program codes, schedule information, ID information, etc. has been imported for you from Discovery.

Click on the Tests and Scores tab for local and state test scores.

General Tests and Scores Forms Journal Items

Print Enter Scores

Complete Test History

TAKS Summary

	Reading/ELA	Mathematics	Writing	Science	Social Studies
2011	3	413	E-413	447	E-447

STAAR Test

Show All	Test Name	Ver	Scale	Raw	Percent	Level
----------	-----------	-----	-------	-----	---------	-------

TAKS Test

Show All	Test Name	Ver	Scale	Vert Scale	Raw	L/Q Measure	Percent	Met
----------	-----------	-----	-------	------------	-----	-------------	---------	-----

TELPAS/RPTE Test


Show All	Name	Years US Schools	Reading Prof. Rating	Writing Prof. Rating	Speaking Prof. Rating	Listening Prof. Rating
----------	------	------------------	----------------------	----------------------	-----------------------	------------------------

To expand and see specific information about each test, click the button.

STAAR Test						
Test Name	Ver	Scale	Raw	Percent	Level	
April 2012 STAAR Writing, Grade 4		0	17	39	I. Unsatisfactory	
April 2012 STAAR Reading, Grade 4		0	14	32	I. Unsatisfactory	
April 2012 STAAR Mathematics, Grade 4		0	18	38	I. Unsatisfactory	

TAKS Test							
Test Name	Ver	Scale	Vert Scale	Raw	L/Q Measure	Percent	Met
April 2011 Mathematics, Grade 3	A	447	447	20	0	50	Not Met
April 2011 Reading, Grade 3	A	413	413	15	325	42	Not Met

TELPAS/RPTE Test						
Test Name	Years US Schools	Reading Prof. Rating	Writing Prof. Rating	Speaking Prof. Rating	Listening Prof. Rating	
0309 TELPAS Grade 1	F	2	2	2	2	
0310 TELPAS Grade 2	2	3	2	2	2	
0311 TELPAS Grade 3	3	3	2	2	2	
0312 TELPAS Grade 4	4	2	3	2	3	

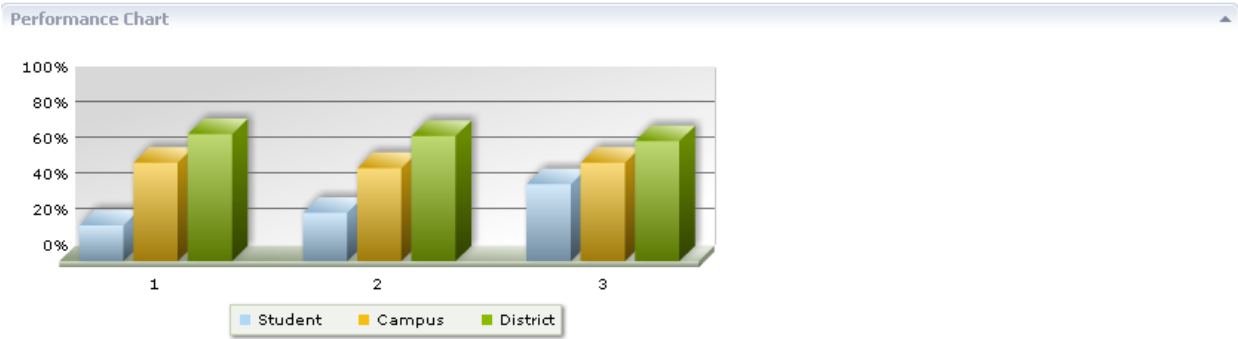
In order to see specific Objective, Student Expectation or Individual Response information for a test, double click on the  icon next to the title of the test. The results for one of the STAAR tests are shown as below:

Test Details

Raw: 14/44
Percent: 32%
I. Unsatisfactory

Comparison Histogram


No data to display.



- Objectives/Categories**
- 1 demonstrate a basic understanding of culturally diverse written texts. 2/10
 - 2 apply knowledge of literary elements to understand culturally diverse written texts. 5/18
 - 3 use a variety of strategies to analyze culturally diverse written texts. 7/16

Student Expectations

Individual Question Response

More information can be provided for Student Expectations and Individual Question responses by clicking on the down arrow  located on the right corner. The screen will appear as shown below:



This will inform you not only of the specific TEKS Student Expectation, but also the number of questions the student got right out of the number of questions asked. This piece combined with the instructional reports in the Analyze or My Analysis tabs are critical for creating meaningful instructional interventions for students.